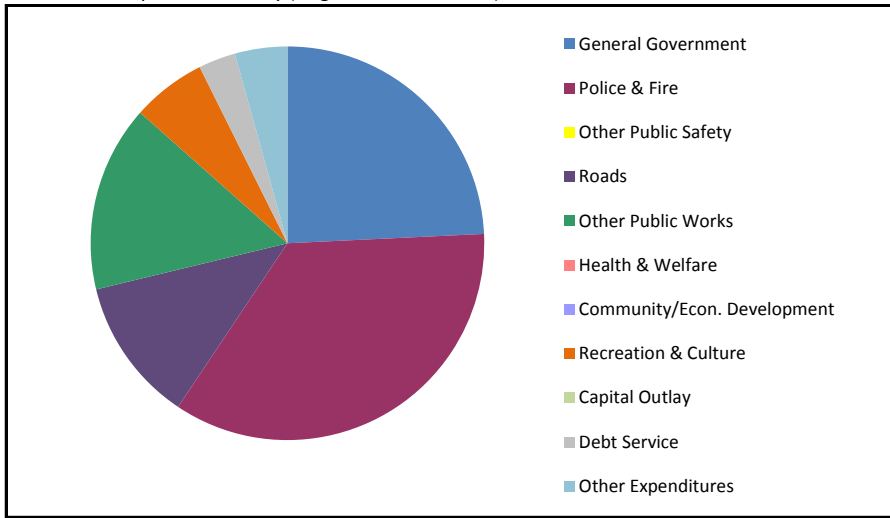


CITIZENS' GUIDE TO LOCAL UNIT FINANCES - Hesperia - Oceana

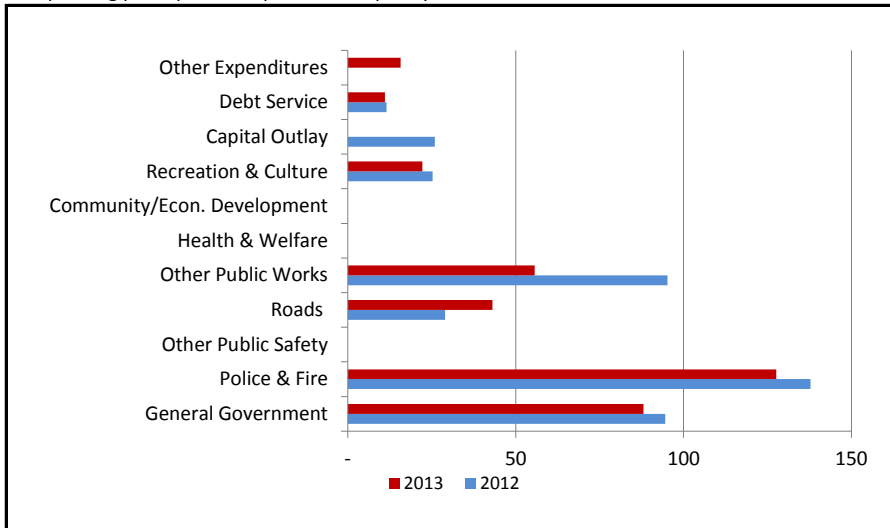
1. Where we spend our money (all governmental funds)



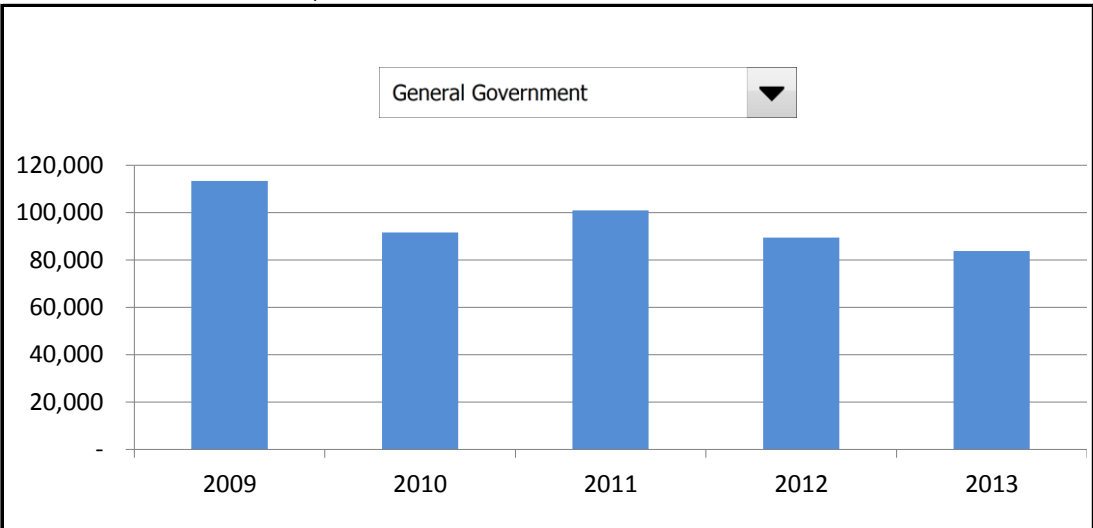
2. Compared to the prior year

	2012	2013	Change
General Government	\$ 89,549	\$ 83,774	-6.45%
Police & Fire	130,552	121,409	-7.00%
Other Public Safety	-	-	N/A
Roads	27,373	40,946	49.59%
Other Public Works	90,131	52,915	-41.29%
Health & Welfare	-	-	N/A
Community/Econ. Development	-	-	N/A
Recreation & Culture	23,918	21,072	-11.90%
Capital Outlay	24,545	-	-100.00%
Debt Service	10,875	10,510	-3.36%
Other Expenditures	-	14,903	N/A
Total Expenditures	\$ 396,943	\$ 345,529	-12.95%

3. Spending per capita - compared to the prior year



4. Historical trends of individual departments:



Commentary:

For more information on our unit's finances, contact Peggy Miller at 231-854-6205.